



INDIAN SCHOOL AL WADI AL KABIR

DEPARTMENT OF MATHEMATICS (2025 – 2026)

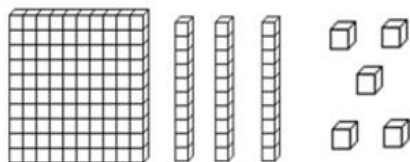
LESSON: NUMBER CONCEPTS (101-300)

WORKSHEET-1

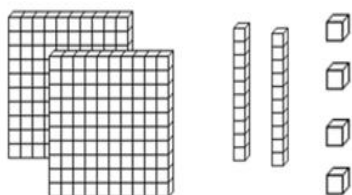
RESOURCE PERSON: VIANN MARIA

NAME: _____ CLASS: _____ SEC: _____ DATE: _____

Q1. Write the number for the given pictures. Expand the number in two ways.






_____ = _____ hundreds + _____ tens + _____ ones
= _____ + _____ + _____



_____ = _____ hundreds + _____ tens + _____ ones
= _____ + _____ + _____

Q2. Write the numbers that come before and after the given numbers.




Q3. Compare the numbers given below by inserting the appropriate sign > , < or =.

a. 233 288

b. 109 109

c. 140 114

Q4. Arrange the numbers in ascending order.



Q5. Write the number name for the given numeral.

a. 131 -

b. 290 -



INDIAN SCHOOL AL WADI AL KABIR

DEPARTMENT OF MATHEMATICS (2024 – 2025)

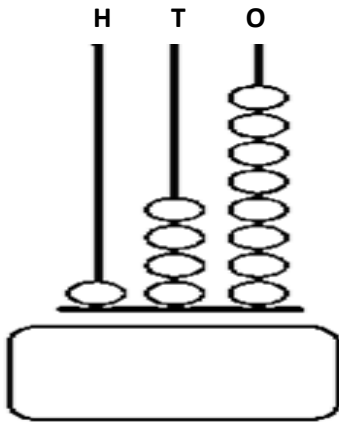
LESSON: NUMBER CONCEPTS (101-300)

WORKSHEET-2

RESOURCE PERSON: VIANN MARIA

NAME: _____ CLASS: _____ SEC: _____ DATE: _____

Q1. Observe the abacus and answer the following.



a. Write the number name for the depicted number.

b. Expand the number in both ways.

_____ = _____ hundreds + _____ tens + _____ ones

_____ + _____ + _____

c. Write the number that comes after the number shown on the abacus. _____

d. Is the given number odd or even? _____



Scan the QR code to understand better!

Q2. Write the Place and Place Value of the underlined digit.

	NUMBER	PLACE	PLACE VALUE
a	<u>2</u> 57		
b	16 <u>9</u>		
b	1 <u>5</u> 2		



Q3. Colour the even numbers pink and the odd number yellow in the given ice-creams below.





INDIAN SCHOOL AL WADI AL KABIR

DEPARTMENT OF MATHEMATICS (2024 – 2025)

LESSON: NUMBER CONCEPT (101-300)

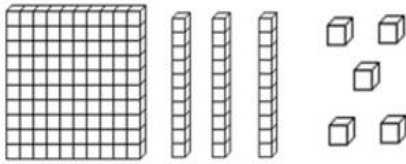
WORKSHEET-1

RESOURCE PERSON: VIANN MARIA

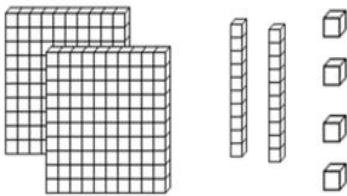
ANSWER KEY

NAME: _____ CLASS: _____ SEC: _____ DATE: _____

Q1. Write the number name for the depicted number. Expand the number in two ways.



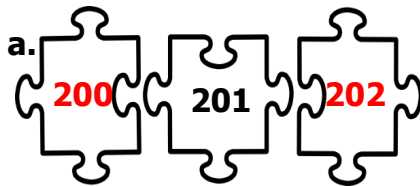


$$\begin{aligned} \underline{135} &= \underline{1} \text{ hundreds} + \underline{3} \text{ tens} + \underline{5} \text{ ones} \\ &= \underline{100} + \underline{30} + \underline{5} \end{aligned}$$



$$\begin{aligned} \underline{224} &= \underline{2} \text{ hundreds} + \underline{2} \text{ tens} + \underline{4} \text{ ones} \\ &= \underline{200} + \underline{20} + \underline{4} \end{aligned}$$



Q2. Write the numbers that come before and after the given numbers.



Q3. Compare the numbers given below by inserting the appropriate sign > , < or =.

a. 233 288 b. 109 109 c. 140 114

Q4. Arrange the numbers in ascending order.



Q5. Write the number name for the given numeral.

a. 131 -

b. 290



INDIAN SCHOOL AL WADI AL KABIR

DEPARTMENT OF MATHEMATICS (2025 – 2026)

LESSON/TOPIC: NUMBER CONCEPTS (101-300)

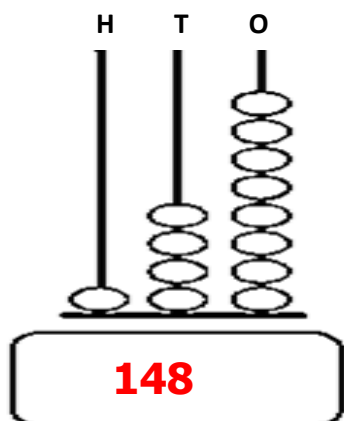
WORKSHEET-2

RESOURCE PERSON: VIANN MARIA

ANSWER KEY

NAME: _____ CLASS: _____ SEC: _____ DATE: _____

Q1. Observe the abacus and answer the following.



a. Write the name for the number on the abacus.

One hundred forty eight

b. Expand the number in both ways.

148 = **1** hundreds + **4** tens + **8** ones

100 + **40** + **8**

c. Write the number that comes after the number shown on the abacus. **149**

d. Is the given number odd or even? **even**

Q2. Write the Place and Place Value of the underlined digit.

	NUMBER	PLACE	PLACE VALUE
a	<u>2</u> 57	Hundreds	200
b	16 <u>9</u>	Ones	9
b	1 <u>5</u> 2	Tens	50



Q3. Colour the even numbers pink and the odd number yellow in the given ice-creams below.

